



MERCURY BAY CLUB INC  
FINANCIAL  
STATEMENTS  
FOR THE YEAR ENDED  
31<sup>ST</sup> MARCH 2018

# Mercury Bay Club Incorporated

## Contents

For the Year Ended 31 March 2018

<b>Financial Statements</b>	<b>Page</b>
Audit Report	
Directory	3
Statement of Financial Performance	4
Statement of Financial Position	11
Statement of Equity	13
Statement of Fixed Assets and Depreciation	14
Notes to the Financial Statements	32

## INDEPENDENT AUDITOR'S REPORT

To the Members of **Mercury Bay Club**

### **Report on the Financial Statements**

We have audited the Financial Statements of **Mercury Bay Club** on pages 4 to 34 which comprises the Statement of Financial Performance, Statement of Equity, Statement of Fixed Assets and Depreciation, and Statement of Financial Position for the year ended 31 March 2018.

### **Committee's Responsibility for the Financial Statements:**

The Committee is responsible for the preparation of financial statements in accordance with generally accepted accounting practice in New Zealand that give a true and fair view of the matters to which they relate, and for such internal control as the Committee determines is necessary to enable the preparation of financial statements that are free from material misstatement, whether due to fraud or error.

### **Auditor's Responsibility**

Our responsibility is to express an opinion on these financial statements based on our audit. We conducted our audit in accordance with International Standards on Auditing (New Zealand). Those standards require that we comply with ethical requirements and plan and perform the audit to obtain reasonable assurance about whether the financial statements are free from material misstatement.

An audit involves performing procedures to obtain audit evidence about the amounts and disclosures in the financial statements. The procedures selected depend on the auditor's judgement, including the assessment of the risks of material misstatement of the financial statements, whether due to fraud or error. In making those risk assessments, the auditor considers internal control relevant to the entity's preparation of financial statements that give a true and fair view of the matters to which they relate in order to design audit procedures that are appropriate in the circumstances, but not for the purpose of expressing an opinion on the effectiveness of the entity's internal control. An audit also includes evaluating the appropriateness of accounting policies used and the reasonableness of accounting estimates, as well as evaluating the presentation of the financial statements.

We believe that the audit evidence we have obtained is sufficient and appropriate to provide a basis for our audit opinion.

Other than in our capacity as auditor we have no relationship with, or interest in **Mercury Bay Club**.


*Opinion*

**In our opinion, the financial statements on pages 4 to 34**

- Comply with generally accepted accounting practice in New Zealand
- Give a true and fair view of the financial position of **Mercury Bay Club** as at 31 March 2018 and its financial performance for the year ended on that date.

We have obtained all the information and explanations that we have required.

In our opinion proper accounting records have been kept by **Mercury Bay Club** as far as appears from an examination of those records.



Lynch & Partners

PO Box 11  
PAEROA

24 May 2018

## **Mercury Bay Club Incorporated**

The Mercury Bay Club Inc was incorporated under the Incorporated Societies Act 1908 on the 26<sup>th</sup> day of November 1974.

The Mercury Bay Club was opened in 1976 with the objective of promoting friendship, entertainment, and sporting facilities for members.

### **As at 31 March 2018, office holders were:**

President: Murray Seymour

Vice Presidents: Bob Forrest  
Peter Berry

Treasurer: Graeme Matthews

Committee: Lynn Forrest  
Shirley Cawley  
Trevor Fraser  
Linda Fraser  
Jenny Robertson  
Beverley Morrell

RSA Representative: Linda Fraser

Club Welfare Officer: Peter Challis

Secretary/Manager: Stephen Andrew

### **Events subsequent to 31 March 2018**


It is with sadness that we record the passing away, on the 15 May 2018, of Committee member Shirley Cawley.

## Mercury Bay Club Incorporated

### *Statement of Financial Performance*

**For the Year Ended 31 March 2018**

	2018 \$	2017 \$
<b>Bar Account</b>		
<b>Trading Revenue</b>		
Bar Sales	592,240	549,879
Wholesale Sales	7,380	8,540
<b>Total Trading Revenue</b>	<u>599,620</u>	<u>558,419</u>
<b>Cost of Goods Sold</b>		
Opening Stock	14,458	18,203
Purchases	224,514	209,499
Closing Stock	16,477	14,458
<b>Cost of Goods Sold</b>	<u>222,495</u>	<u>213,244</u>
<b>Gross Profit from Trading</b>	<b>377,125</b>	<b>345,175</b>
Gross Profit Percentage	62.9%	61.8%
<b>Direct Costs</b>		
Bar Wages	120,216	102,868
Bar Gas	3,965	3,348
<b>Total Direct Costs</b>	<u>124,181</u>	<u>106,216</u>
Percentage of Revenue	20.7%	19.0%
<b>Non - Trading Revenue</b>		
Lion Nathan - Bar Tab System Rebate	2,000	6,000
<b>Total Non - Trading Revenue</b>	<u>2,000</u>	<u>6,000</u>
<b>Profit After Direct Costs</b>	<u>254,944</u>	<u>244,959</u>
<b>Cigarettes</b>		
<b>Trading Revenue</b>		
Sales	292	12,746
<b>Total Trading Revenue</b>	<u>292</u>	<u>12,746</u>
<b>Cost of Goods Sold</b>		
Opening Stock	280	1,903
Purchases	0	9,694
Closing Stock	82	280
<b>Cost of Goods Sold</b>	<u>198</u>	<u>11,317</u>
<b>Gross Profit from Trading</b>	<u>94</u>	<u>1,429</u>
Gross Profit Percentage	32.2%	11.2%



## Mercury Bay Club Incorporated

### Statement of Financial Performance

For the Year Ended 31 March 2018

	2018 \$	2017 \$
<b>Kitchen</b>		
<b>Trading Revenue</b>		
Sales	329,753	316,369
<b>Total Trading Revenue</b>	<u>329,753</u>	<u>316,369</u>
<b>Cost of Goods Sold</b>		
Opening Stock	4,065	3,452
Purchases	156,299	135,208
Closing Stock	4,264	4,065
<b>Cost of Goods Sold</b>	<u>156,100</u>	<u>134,595</u>
<b>Gross Profit from Trading</b>	<b>173,653</b>	<b>181,774</b>
Gross Profit Percentage	52.7%	57.5%
<b>Direct Costs</b>		
Wages	157,603	152,369
Laundry	3,895	6,603
Electricity & Gas	14,331	12,686
Repair & Maintenance	2,101	3,998
<b>Total Direct Costs</b>	<u>177,930</u>	<u>175,656</u>
Percentage of Income	54.0%	55.5%
<b>Loss/Profit After Direct Costs</b>	<u><b>-4,277</b></u>	<u><b>6,118</b></u>
 <b>Raffles</b>		
<b>Trading Revenue</b>		
Sales	122,208	122,595
<b>Total Trading Revenue</b>	<u>122,208</u>	<u>122,595</u>
<b>Cost of Goods Sold</b>		
Opening Stock	653	501
Purchases	74,848	79,995
Closing Stock	202	653
<b>Cost of Goods Sold</b>	<u>75,299</u>	<u>79,843</u>
<b>Gross Profit from Trading</b>	<u><b>46,909</b></u>	<u><b>42,752</b></u>
Gross Profit Percentage	38.4%	34.9%



# Mercury Bay Club Incorporated

## Statement of Financial Performance

For the Year Ended 31 March 2018

	2018 \$	2017 \$
<b>Gaming</b>		
Interest Received	8	37
Revenue	351,280	336,353
<b>Total Revenue</b>	<u>351,288</u>	<u>336,390</u>
<b>Direct Costs</b>		
Accounting Fees	900	290
Audit Fees	580	580
Bank Fees	5	250
Gaming Compliance	563	844
Electricity	2,700	3,000
Gaming Licence Fee	9,857	12,534
Gaming Duty	80,788	77,360
Problem Gaming Levy	5,251	5,039
Insurance	1,893	1,990
Interest	6,705	6,521
Stationery	275	217
EMS Data System	15,194	15,206
Repair & Maintenance	276	841
Service Contract	16,147	15,820
Wages	34,835	30,688
Depreciation	29,532	35,036
Loss on Asset Disposal	0	1,520
<b>Total Direct Costs</b>	<u>205,501</u>	<u>207,736</u>
<b>Authorised Purposes</b>		
Authorised Purposes Expenses	145,787	128,654
<b>Loss/Profit</b>	<u>0</u>	<u>0</u>





# Mercury Bay Club Incorporated

## Statement of Financial Performance

For the Year Ended 31 March 2018

	2018 \$	2017 \$
<b>Darts</b>		
Interest Received	10	
Revenue	<u>1,153</u>	<u>2,231</u>
<b>Total Revenue</b>	<b>1,163</b>	<b>2,231</b>
<b>Direct Costs</b>		
Expenses	<u>0</u>	<u>884</u>
<b>Total Direct Costs</b>	<b>0</b>	<b>884</b>
<b>Profit/Loss After Direct Costs</b>	<b>1,163</b>	<b>1,347</b>
<b>Transfer to Sports Group Equity</b>	<b>-1,163</b>	<b>-1,347</b>
<b>Bowls</b>		
Interest Received	7	
Revenue	<u>7,398</u>	<u>3,430</u>
<b>Total Revenue</b>	<b>7,405</b>	<b>3,430</b>
<b>Direct Costs</b>		
Expenses	<u>6,814</u>	<u>2,806</u>
<b>Total Direct Costs</b>	<b>6,814</b>	<b>2,806</b>
<b>Profit/Loss After Direct Costs</b>	<b>591</b>	<b>624</b>
<b>Transfer to Sports Group Equity</b>	<b>-591</b>	<b>-624</b>
<b>Fishing</b>		
Interest Received	4	
Revenue	<u>2,125</u>	<u>449</u>
<b>Total Revenue</b>	<b>2,129</b>	<b>449</b>
<b>Direct Costs</b>		
Expenses	<u>1,252</u>	<u>0</u>
<b>Total Direct Costs</b>	<b>1,252</b>	<b>0</b>
<b>Profit/Loss After Direct Costs</b>	<b>877</b>	<b>449</b>
<b>Transfer to Sports Group Equity</b>	<b>-877</b>	<b>-449</b>

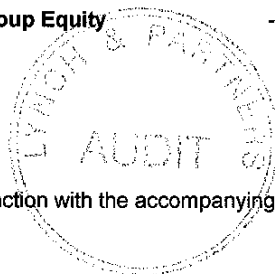


## Mercury Bay Club Incorporated

### Statement of Financial Performance

For the Year Ended 31 March 2018

	2018 \$	2017 \$
<b>Snooker</b>		
Interest Received		
Revenue	1,681	70
<b>Total Revenue</b>	<b>1,681</b>	<b>70</b>
<b>Direct Costs</b>		
Expenses	991	0
<b>Total Direct Costs</b>	<b>991</b>	<b>0</b>
<b>Profit/Loss After Direct Costs</b>	<b>690</b>	<b>70</b>
<b>Transfer to Sports Group Equity</b>	<b>-690</b>	<b>-70</b>
<b>8 Ball/Pool</b>		
Interest Received	5	
Revenue	7,293	5,664
<b>Total Revenue</b>	<b>7,298</b>	<b>5,664</b>
<b>Direct Costs</b>		
Expenses	8,369	6,739
<b>Total Direct Costs</b>	<b>8,369</b>	<b>6,739</b>
<b>Profit/Loss After Direct Costs</b>	<b>-1,071</b>	<b>-1,075</b>
<b>Transfer to Sports Group Equity</b>	<b>1,071</b>	<b>1,075</b>
<b>Ten Pin Bowling</b>		
Interest Received	4	
Revenue	5,629	2,711
<b>Total Revenue</b>	<b>5,633</b>	<b>2,711</b>
<b>Direct Costs</b>		
Expenses	4,174	448
<b>Total Direct Costs</b>	<b>4,174</b>	<b>448</b>
<b>Profit/Loss After Direct Costs</b>	<b>1,459</b>	<b>2,263</b>
<b>Transfer to Sports Group Equity</b>	<b>-1,459</b>	<b>-2,263</b>
<b>Total Profit Sports Adjunct Accounts</b>	<b>3709</b>	<b>3678</b>
<b>Total Transfer to Sports Group Equity</b>	<b>-3709</b>	<b>-3678</b>



These financial statements must be read in conjunction with the accompanying Notes

## Mercury Bay Club Incorporated

### **Statement of Financial Performance**

**For the Year Ended 31 March 2018**

	2018 \$	2017\$
<b>Gross Surplus from Trading</b>		
Bar Account	254,944	244,959
Cigarette Account	94	1,429
Raffles Account	47,448	42,751
Kitchen Account	-4,816	6,119
Gaming Account	0	2
<b>Total Gross Surplus from Trading</b>	<b>297,670</b>	<b>295,260</b>
Courtesy/Vehicle Income/Sponsor	7,158	5,891
Subscription Income	42,885	41,102
Donations Received	5,436	13,001
Club venue hire	248	1,543
Special Events Income	261	1,670
Profit on Sale of Fixed Assets	0	508
Interest Received	232	309
Kids Christmas Party - Net	608	1,714
Other	-106	419
<b>Total Non Trading Revenue</b>	<b>56,721</b>	<b>66,157</b>
<b>Net Income Before Expenses</b>	<b>354,391</b>	<b>361,417</b>
<b>Expenses</b>		
Security	1,439	1,925
Cleaning & Laundry	48,237	48,885
Glassware	938	813
Crockery and Cutlery	25	1,180
Plant Hire	4,221	5,862
Electricity	27,256	28,722
Repair & Maintenance Buildings & Grounds	8,910	14,663
R&M Wages	5,435	4,714
R&M Plant	10,863	6,728
R&M Furniture and Fittings	3,412	1,515
Motor Vehicle Expenses	2,282	3,521
Social Activities	35,627	28,893
Special Events	1,180	2,135
Raffle Expenses	1,813	0
Conference Fees & Travel	4,711	3,136
Sports	1,417	144
Guests & Delegations	3,696	4,399
Honoraria & Allowances	8,417	10,054
Kitchen Equipment	2,532	2,025
Insurance	17,061	15,751
Rates	12,787	13,369
ACC Levies	2,659	3,492
Advertising	15,014	15,297
Accounting Fees	12,350	12,886
Audit Fees	5,820	5,420
Manager's Remuneration	52,059	73,553
Wages - Administration	31,049	38,705



## Mercury Bay Club Incorporated

### **Statement of Financial Performance** For the Year Ended 31 March 2018 (Continued)

Website Expenses	1,175	0
Postage and Freight	1,479	0
Computer Expenses	2,933	6,190
Sky TV	12,585	12,224
Subscriptions & Licences	9,714	9,668
Stationery & Printing	6,448	6,725
Telephone	6,871	6,640
Welfare	12,775	11,777
Grants approved	1,664	9,097
Member Draws	16,600	15,600
Interest Paid	33,061	33,741
Interest Debenture	282	282
Bank Fees	3,088	2,502
Staff Amenities	1,231	2,100
Valuation fee	0	1,200
Currency Loss	975	0
Transferred Authorised Purpose Expenses	-145,787	-128,653
<b>Total Cash Expenses</b>	<b>286,303</b>	<b>336,879</b>
<b>Profit Before Depreciation &amp; Loss on Asset Disposal</b>	<b>68,089</b>	<b>24,537</b>
<b>Other Expenses</b>		
Depreciation	68,600	63,288
Loss on Asset Disposal	3,221	1,353
<b>Total Other Expenses</b>	<b>71,821</b>	<b>64,641</b>
<b>Net Loss</b>	<b>-3,732</b>	<b>-40,104</b>



## Mercury Bay Club Incorporated

### Statement of Financial Position

As at March 2018

	2018 \$	2017 \$
<b>Assets</b>		
<b>Cash &amp; Bank Accounts</b>		
Cash on Hand - Gaming	24,567	21,815
Cash on Hand - Till Floats	20,043	17,638
BNZ 05 Gaming Account	13,737	900
BNZ 04 Garden Bar Funds	1,112	363
BNZ 25 Courtesy Car	933	3,233
BNZ 03 Taxation Account	63	360
BNZ 07 Darts Account	7,680	6,744
BNZ 08 Fishing Account	4,012	2,917
BNZ 09 Indoor Bowls Account	6,857	4,753
BNZ 11 Ten Pin Bowling Account	4,009	3,641
BNZ 12 Snooker Account	1,142	184
BNZ 26 Debenture Account	6,282	8,303
BNZ 29 Subscription Account	12,220	25,767
BNZ 02 Pool Account	3,600	3,880
Westpac	447	727
<b>Debtors</b>		
Trade Debtors	378	768
Accrued Income	151	152
<b>Prepayments</b>		
Prepayments	6,261	241
<b>Investments</b>		
Westpac TD - Bond NZ Racing Board	8,041	7,845
<b>Stock on Hand</b>		
	21,887	20,158
<b>Total Current Assets</b>	<b>143,422</b>	<b>130,389</b>
<b>Fixed Assets</b>		
As per Schedule	2,553,351	2,572,397
<b>Total Fixed Assets</b>	<b>2,553,351</b>	<b>2,572,397</b>
<b>Total Assets</b>	<b>2,696,773</b>	<b>2,702,786</b>
<b>Liabilities</b>		
<b>Current Liabilities</b>		
BNZ Revolving Credit	5,783	18,531
Accounts Payable	75,800	80,561
Accrued Liabilities	28,956	13,429
Accrued Holiday Pay	36,716	34,983
GST	18,449	15,292
RSA Loan	10,000	10,000
Funds held for Social Club	807	0
EFL Loan	17,242	43,104
Less Future Finance Charges	654	-3,689
EFL Loan Balance	16,588	39,415
<b>Total Current Liabilities</b>	<b>193,099</b>	<b>212,211</b>




# Mercury Bay Club Incorporated

## Statement of Financial Position

As at 31 March 2018 (Continued)

	2018 \$	2017 \$
<b>Term Liabilities</b>		
BNZ Main Loan	423,960	451,707
BNZ Gaming Loan	56,871	64,076
BNZ Business First Loan	54,627	59,393
Loan - Lion Nathan	0	2,000
Members Debentures	3,985	5,807
Flexirent Loan	2,526	4,121
Less Flexirent Future Finance Charges	-307	-761
Flexirent Loan - Balance,	2,219	3,360
<b>Total Term Liabilities</b>	<b>541,662</b>	<b>586,343</b>
<b>Total Liabilities</b>	<b>734,760</b>	<b>798,554</b>
<b>Net Assets</b>	<b>1,962,012</b>	<b>1,904,232</b>
<b>Equity</b>		
Retained Earnings	12,823	12,823
Asset Revaluation Reserve	1,960,230	1,902,427
Realised Capital Reserve	-27,896	-27,896
Sports Group Reserve	20,587	16,878
Current Earnings	-3,732	
<b>Total Equity</b>	<b>1,962,012</b>	<b>1,904,232</b>

For and on Behalf of the Board:

  
\_\_\_\_\_  
Murray Seymour  
President

Date 18/05/18

  
\_\_\_\_\_  
Graeme Matthews C.A.  
Treasurer

Date 18/5/18



## Mercury Bay Club Incorporated

### Statement of Equity

#### For the Year Ended 31 March 2018

	2018 \$	2017 \$
Equity as at 1 April 2017	1,904,232	1,940,658
<b>Movements in Equity</b>		
Loss for the Period	-3,732	-40,104
Revaluation Land & Buildings - Addition	57,803	0
Sports Group Reserves - Addition	3,709	3,678
	<u>57,780</u>	<u>-36,426</u>
<b>Equity as at 31 March 2018</b>	<u><u>1,962,012</u></u>	<u><u>1,904,232</u></u>



# Statement of Fixed Assets & Depreciation

## Mercury Bay Club Inc

For the Year Ended 31 March 2018

Asset Code	Opening Cost	Opening NBV	Opening Accum Depn	Additions	Date Acquired	Sale Price	Disposals	Accum on Disposals	Profit/Loss	Capital Gain	Revaluation	Accum on Revalue	Depn Rate	Depn (YTD)	Closing Acc Depn	Closing Capital	Closing NBV	
<b>M B CLUB (Whitianga)</b>																		
<b>Furniture and Fittings</b>																		
<b>Furniture &amp; Fittings</b>																		
FF101	33,454.00	122.00	33,332.00	0.00	01/04/1998	0.00	0.00	0.00	0.00	0.00	0.00	0.00	DE 20.00%	24.36	33,356.36	33,454.00	97.64	
<b>Chairs &amp; Tables</b>																		
FF102	16,073.00	1,207.00	14,866.00	0.00	01/04/1998	0.00	0.00	0.00	0.00	0.00	0.00	0.00	DE 10.00%	120.72	14,986.72	16,073.00	1,086.28	
<b>Cabinets</b>																		
FF103	627.00	126.00	501.00	0.00	01/04/1998	0.00	0.00	0.00	0.00	0.00	0.00	0.00	DE 6.50%	8.16	509.16	627.00	117.84	
<b>Fire Surround</b>																		
FF104	411.00	90.00	321.00	0.00	01/04/1998	0.00	0.00	0.00	0.00	0.00	0.00	0.00	DE 6.50%	5.88	326.88	411.00	84.12	
<b>S/Bow Leaner</b>																		
FF105	1,581.00	26.00	1,555.00	0.00	01/04/1998	0.00	0.00	0.00	0.00	0.00	0.00	0.00	DE 18.00%	4.68	1,559.68	1,581.00	21.32	
<b>Pool Tables</b>																		
FF106	4,009.00	6.00	4,003.00	0.00	01/04/1998	0.00	0.00	0.00	0.00	0.00	0.00	0.00	DE 15.00%	6.96	4,003.96	4,009.00	5.04	
<b>Green Light shades</b>																		
FF107	778.00	14.00	764.00	0.00	01/04/1998	0.00	0.00	0.00	0.00	0.00	0.00	0.00	DE 18.00%	2.52	766.52	778.00	11.48	
<b>Bar Fittings</b>																		
FF108	27,295.00	367.00	26,928.00	0.00	01/04/1998	0.00	0.00	0.00	0.00	0.00	0.00	0.00	DE 20.00%	73.44	27,001.44	27,295.00	293.56	
<b>Club Light Fittings</b>																		
FF109	18,501.00	249.00	18,252.00	0.00	01/04/1998	0.00	0.00	0.00	0.00	0.00	0.00	0.00	DE 20.00%	49.80	18,301.80	18,501.00	199.20	
<b>50 Standard Stacking Chairs</b>																		
FF110	2,090.00	54.00	2,036.00	0.00	01/04/1998	0.00	0.00	0.00	0.00	0.00	0.00	0.00	DE 18.00%	9.72	2,045.72	2,090.00	44.28	
<b>Trestle Tables (6)</b>																		
FF111	1,950.00	114.00	1,836.00	0.00	01/12/2002	0.00	0.00	0.00	0.00	0.00	0.00	0.00	DE 18.00%	26.52	1,856.52	1,950.00	93.48	
<b>8x Bar Leaners</b>																		
FF112	1,984.00	130.00	1,854.00	0.00	31/07/2003	0.00	0.00	0.00	0.00	0.00	0.00	0.00	DE 18.00%	23.40	1,877.40	1,984.00	106.60	

These financial statements must be read in conjunction with the accompanying Notes

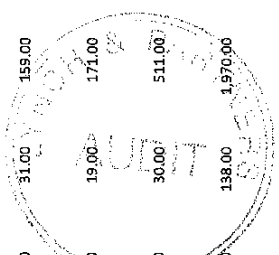


# Statement of Fixed Assets & Depreciation

## Mercury Bay Club Inc

For the Year Ended 31 March 2018

Asset Code	Opening Cost	Opening NBV	Opening Accum Deprn	Additions	Date Acquired	Sale Price	Disposals	Accum on Disposals	Profit / Loss	Capital Gain	Revaluation	Accum on Revaluation	Depn Rate	Depn (YTD)	Closing Acc Deprn	Closing Capital	Closing NBV	
64 x Bar Stools																		
FF113	6,040.00	395.00	5,644.00	0.00	31/07/2003	0.00	0.00	0.00	0.00	0.00	0.00	0.00	DE 18.00%	71.28	5,715.28	6,040.00	324.72	
BBQ Tables																		
FF114	1,741.00	40.00	1,701.00	0.00	31/12/2004	0.00	0.00	0.00	0.00	0.00	0.00	0.00	DE 26.40%	10.56	1,711.56	1,741.00	29.44	
Table & Chairs																		
FF115	4,444.00	197.00	4,247.00	0.00	29/06/2004	0.00	0.00	0.00	0.00	0.00	0.00	0.00	DE 21.60%	42.60	4,289.60	4,444.00	154.40	
Wheelchair Baymos																		
FF116	456.00	1.00	455.00	0.00	05/05/2005	0.00	0.00	0.00	0.00	0.00	0.00	0.00	DE 39.60%	0.36	455.36	456.00	0.64	
Filing Cabinet 2 Dr Stone Grey																		
FF117	190.00	31.00	159.00	0.00	05/07/2005	0.00	0.00	0.00	0.00	0.00	0.00	0.00	DE 14.40%	4.44	163.44	190.00	26.56	
40ltr Hot water Urn																		
FF118	190.00	19.00	171.00	0.00	15/09/2005	0.00	0.00	0.00	0.00	0.00	0.00	0.00	DE 18.00%	3.48	174.48	190.00	15.52	
20ltr Hot Water Urn																		
FF119	541.00	30.00	511.00	0.00	11/09/2006	0.00	0.00	0.00	0.00	0.00	0.00	0.00	DE 24.00%	7.20	518.20	541.00	22.80	
Stools (4)																		
FF120	2,108.00	138.00	1,970.00	0.00	08/05/2007	0.00	0.00	0.00	0.00	0.00	0.00	0.00	DE 24.00%	33.12	2,003.12	2,108.00	104.88	
Fire Extinguisher 3.5 Kg																		
FF121	647.00	105.00	542.00	0.00	26/09/2006	0.00	0.00	0.00	0.00	0.00	0.00	0.00	DE 15.80%	16.56	558.56	647.00	88.44	
Soundfold 265TC																		
FF122	8,125.00	1,097.00	7,028.00	0.00	09/11/2007	0.00	0.00	0.00	0.00	0.00	0.00	0.00	DE 19.20%	210.60	7,238.60	8,125.00	886.40	
Roller Shutter																		
FF123	2,446.00	337.00	2,109.00	0.00	17/12/2007	0.00	0.00	0.00	0.00	0.00	0.00	0.00	DE 19.20%	64.68	2,173.68	2,446.00	272.32	
Pedestal Fan (2)																		
FF124	551.00	21.00	530.00	0.00	29/02/2008	0.00	0.00	0.00	0.00	0.00	0.00	0.00	DE 30.00%	6.36	536.36	551.00	14.64	
Digital Locks																		
FF125	519.00	44.00	475.00	0.00	29/02/2008	0.00	0.00	0.00	0.00	0.00	0.00	0.00	DE 24.00%	10.56	485.56	519.00	33.44	




These financial statements must be read in conjunction with the accompanying Notes

# Statement of Fixed Assets & Depreciation

## Mercury Bay Club Inc

For the Year Ended 31 March 2018

Asset Code	Opening Cost	Opening NBV	Opening Accum Depn	Additions	Date Acquired	Sale Price	Disposals	Accum on Disposals	Profit / Loss	Capital Gain	Revaluation	Accum on Revaluation	Deprn Rate	Deprn (YTD)	Closing Acc Depn	Closing Capital	Closing NBV	
<b>Open Felt Board</b>																		
FF126	511.00	78.00	433.00	0.00	13/07/2009	0.00	0.00	0.00	0.00	0.00	0.00	0.00	DE 21.60%	16.80	449.80	511.00	61.20	
<b>Baby Changing Station</b>																		
FF127	607.00	217.00	390.00	0.00	24/05/2011	0.00	0.00	0.00	0.00	0.00	0.00	0.00	DE 16.00%	34.68	424.68	607.00	182.32	
<b>Plastic Curtains tg Keg Chiller</b>																		
FF128	722.00	164.00	558.00	0.00	07/02/2012	0.00	(722.00)	(558.00)	(164.00)	0.00	0.00	0.00	DE 25.00%	0.00	0.00	0.00	0.00	
<b>Screenflex Room Divider(2)</b>																		
FF129	9,942.00	8,182.00	1,760.00	0.00	26/11/2015	0.00	0.00	0.00	0.00	0.00	0.00	0.00	DE 13.00%	1,063.68	2,823.68	9,942.00	7,118.32	
<b>Whiteboard Mobile Double Sided</b>																		
FF130	519.00	474.00	45.00	0.00	01/08/2016	0.00	0.00	0.00	0.00	0.00	0.00	0.00	DE 13.00%	61.56	106.56	519.00	412.44	
<b>Stage Tracks &amp; Drapes</b>																		
FF131	958.00	738.00	220.00	0.00	01/05/2016	0.00	0.00	0.00	0.00	0.00	0.00	0.00	DE 25.00%	184.56	404.56	958.00	553.44	
<b>Reconditioned Stools - Gaming</b>																		
FF132	6,300.00	5,966.00	334.00	0.00	01/05/2016	0.00	0.00	0.00	0.00	0.00	0.00	0.00	DE 16.00%	954.60	1,288.60	6,300.00	5,011.40	
<b>Customised Cabinet bases-Gaming</b>																		
FF133	16,644.00	15,761.00	883.00	0.00	09/12/2016	0.00	0.00	0.00	0.00	0.00	0.00	0.00	DE 16.00%	2,521.80	3,404.80	16,644.00	13,239.20	
<b>FF</b>	<b>172,954.00</b>	<b>36,541.00</b>	<b>136,413.00</b>	<b>0.00</b>		<b>0.00</b>	<b>(722.00)</b>	<b>(558.00)</b>	<b>(164.00)</b>	<b>0.00</b>	<b>0.00</b>	<b>0.00</b>		<b>5,663.64</b>	<b>141,518.64</b>	<b>172,232.00</b>	<b>30,713.36</b>	
<b>Gaming Machines</b>																		
Mystic Multistar#1963737																		
GM100	20,720.00	113.00	20,607.00	0.00	01/05/1999	0.00	0.00	0.00	0.00	0.00	0.00	0.00	SL 33.00%	113.00	20,720.00	20,720.00	0.00	
<b>M/S Foxy Fortune#01965765</b>																		
GM101	19,295.00	194.00	19,101.00	0.00	01/04/2001	0.00	0.00	0.00	0.00	0.00	0.00	0.00	DE 33.00%	64.08	19,165.08	19,295.00	129.92	
<b>Multistar 12 #1964262</b>																		
GM102	22,610.00	112.00	22,498.00	0.00	01/11/2002	0.00	0.00	0.00	0.00	0.00	0.00	0.00	DE 33.00%	36.96	22,534.96	22,610.00	75.04	



These financial statements must be read in conjunction with the accompanying Notes

# Statement of Fixed Assets & Depreciation

## Mercury Bay Club Inc

For the Year Ended 31 March 2018

Asset Code	Opening Cost	Opening NBV	Opening Accum Depn	Additions	Date Acquired	Sale Price	Disposals	Accum on Disposals	Profit / Loss	Capital Gain	Revaluation	Accum on Revalue	Depn Rate	Depn (YTD)	Closing Acc Depn	Closing Capital	Closing NBV	
6 X Note Acceptors																		
GM103	18,000.00	69.00	17,931.00	0.00	01/05/2003	0.00	0.00	0.00	0.00	0.00	0.00	0.00	DE 33.00%	22.80	17,953.80	18,000.00	46.20	
Multistar 1G Megastar#1970105																		
GM104	27,995.00	300.00	27,695.00	0.00	21/04/2005	0.00	0.00	0.00	0.00	0.00	0.00	0.00	DE 33.00%	99.00	27,794.00	27,995.00	201.00	
Fibre Optic Cable																		
GM105	460.00	82.00	378.00	0.00	31/03/2006	0.00	0.00	0.00	0.00	0.00	0.00	0.00	DE 14.40%	11.76	389.76	460.00	70.24	
EMS Installation																		
GM106	4,005.00	659.00	3,346.00	0.00	30/09/2006	0.00	0.00	0.00	0.00	0.00	0.00	0.00	DE 15.60%	104.40	3,440.40	4,005.00	564.60	
Multistar 9 #10953773																		
GM107	9,500.00	178.00	9,322.00	0.00	23/01/2007	0.00	0.00	0.00	0.00	0.00	0.00	0.00	DE 33.00%	58.80	9,380.80	9,500.00	119.20	
Multistar Safari#01960454																		
GM108	12,895.00	487.00	12,408.00	0.00	30/01/2009	0.00	0.00	0.00	0.00	0.00	0.00	0.00	DE 33.00%	160.68	12,568.68	12,895.00	326.32	
Perf Optimising Monitoring System																		
GM109	721.00	41.00	680.00	0.00	26/07/2010	0.00	0.00	0.00	0.00	0.00	0.00	0.00	DE 33.00%	13.56	693.56	721.00	27.44	
Multistar Gold Fever3 #01920502																		
GM110	35,495.00	3,445.00	32,050.00	0.00	16/02/2011	0.00	0.00	0.00	0.00	0.00	0.00	0.00	DE 33.00%	1,136.88	33,186.88	35,495.00	2,808.12	
Sniffer System																		
GM111	3,500.00	265.00	3,235.00	0.00	16/02/2011	0.00	0.00	0.00	0.00	0.00	0.00	0.00	DE 33.00%	87.48	3,322.48	3,500.00	177.52	
Shuttle Monitor																		
GM112	1,200.00	90.00	1,110.00	0.00	16/02/2011	0.00	0.00	0.00	0.00	0.00	0.00	0.00	DE 33.00%	29.76	1,139.76	1,200.00	60.24	
Multistar Gold Fever#1920992																		
GM113	33,995.00	4,775.00	29,220.00	0.00	30/05/2012	0.00	0.00	0.00	0.00	0.00	0.00	0.00	DE 33.00%	1,575.72	30,795.72	33,995.00	3,199.28	
Multistar Mystery Mix#1920993																		
GM114	38,995.00	7,754.00	31,241.00	0.00	30/05/2012	0.00	0.00	0.00	0.00	0.00	0.00	0.00	DE 33.00%	2,558.88	33,799.88	38,995.00	5,195.12	
Megastar 2#1971163																		
GM115	5,000.00	1,215.00	3,785.00	0.00	03/09/2013	0.00	0.00	0.00	0.00	0.00	0.00	0.00	DE 33.00%	400.92	4,185.92	5,000.00	814.08	

These financial statements must be read in conjunction with the accompanying Notes

# Statement of Fixed Assets & Depreciation

## Mercury Bay Club Inc

For the Year Ended 31 March 2018

Asset Code	Opening Cost	Opening NBV	Opening Accum Deprn	Additions	Date Acquired	Sale Price	Disposals	Accum on Disposals	Profit / Loss	Capital Gain	Revalu ation	Accum on Revalue	Depn Rate	Depn (YTD)	Acc Deprn	Closing Capital	Closing NBV	
Megastar 3#1922580																		
GM116	29,000.00	7,050.00	21,950.00	0.00	03/09/2003	0.00	0.00	0.00	0.00	0.00	0.00	0.00	DE 33.00%	2,326.56	24,276.56	29,000.00	4,723.44	
Classic Collections 4#01984047																		
GM117	5,995.00	3,466.00	2,529.00	0.00	30/11/2015	0.00	0.00	0.00	0.00	0.00	0.00	0.00	DE 33.00%	1,143.84	3,672.84	5,995.00	2,322.16	
Classic Collections 5#01984046																		
GM118	5,995.00	3,466.00	2,529.00	0.00	30/11/2015	0.00	0.00	0.00	0.00	0.00	0.00	0.00	DE 33.00%	1,143.84	3,672.84	5,995.00	2,322.16	
Multistar Classic #01984048																		
GM119	5,995.00	3,466.00	2,529.00	0.00	30/11/2015	0.00	0.00	0.00	0.00	0.00	0.00	0.00	DE 33.00%	1,143.84	3,672.84	5,995.00	2,322.16	
UBA Note Acceptors (x9)																		
GM120	9,765.00	5,646.00	4,119.00	0.00	30/11/2015	0.00	0.00	0.00	0.00	0.00	0.00	0.00	DE 33.00%	1,853.24	5,982.24	9,765.00	3,782.76	
Aristocrat UBA Note Acceptors (2x)																		
GM121	2,640.00	1,526.00	1,114.00	0.00	30/11/2015	0.00	0.00	0.00	0.00	0.00	0.00	0.00	DE 33.00%	503.64	1,617.64	2,640.00	1,022.36	
Konoami UBA Note Acceptors																		
GM122	1,295.00	749.00	546.00	0.00	30/11/2015	0.00	0.00	0.00	0.00	0.00	0.00	0.00	DE 33.00%	247.20	793.20	1,295.00	501.80	
Paltronic Jackpot System																		
GM123	20,000.00	11,564.00	8,436.00	0.00	30/11/2015	0.00	0.00	0.00	0.00	0.00	0.00	0.00	DE 33.00%	3,816.12	12,252.12	20,000.00	7,747.88	
Sinfo Kits																		
GM124	9,700.00	5,609.00	4,091.00	0.00	30/11/2015	0.00	0.00	0.00	0.00	0.00	0.00	0.00	DE 33.00%	1,851.00	5,942.00	9,700.00	3,758.00	
Witing																		
GM125	1,267.00	732.00	535.00	0.00	30/11/2015	0.00	0.00	0.00	0.00	0.00	0.00	0.00	DE 33.00%	241.56	776.56	1,267.00	490.44	
P C Golden Edition#701328																		
GM126	14,200.00	12,261.00	1,939.00	0.00	01/11/2016	0.00	0.00	0.00	0.00	0.00	0.00	0.00	DE 33.00%	4,046.16	5,985.16	14,200.00	8,214.84	
P C Sapphire Edition#701327																		
GM127	14,200.00	12,261.00	1,939.00	0.00	01/11/2016	0.00	0.00	0.00	0.00	0.00	0.00	0.00	DE 33.00%	4,046.16	5,985.16	14,200.00	8,214.84	
Golden Pyramids																		
GM128	1,200.00	1,036.00	164.00	0.00	24/11/2016	0.00	0.00	0.00	0.00	0.00	0.00	0.00	DE 33.00%	341.88	505.88	1,200.00	694.12	

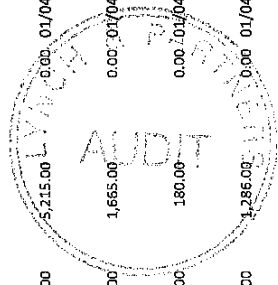
These financial statements must be read in conjunction with the accompanying Notes

# Statement of Fixed Assets & Depreciation

## Mercury Bay Club Inc

For the Year Ended 31 March 2018

Asset Code	Opening Cost	Opening NBV	Opening Accum Deprn	Additions	Date Acquired	Sale Price	Disposals	Accum on Disposals	Profit / Loss	Capital Gain	Revalu ation	Accum on Revalue	Depn Rate	Depn (YTD)	Closing Acc Deprn	Closing Capital	Closing NBV	
Show Me the Money#867190																		
GM129	1,200.00	1,035.00	164.00	0.00	24/11/2016	0.00	0.00	0.00	0.00	0.00	0.00	0.00	DE 33.00%	341.88	505.88	1,200.00	694.12	
<b>GM</b>	<b>376,838.00</b>	<b>89,657.00</b>	<b>287,181.00</b>	<b>0.00</b>	<b>0.00</b>	<b>0.00</b>	<b>0.00</b>	<b>0.00</b>	<b>0.00</b>	<b>0.00</b>	<b>0.00</b>	<b>0.00</b>		<b>29,531.60</b>	<b>316,712.60</b>	<b>376,838.00</b>	<b>60,125.40</b>	
<b>Kitchen Plant and Equipment</b>																		
Oven Bakbar Turbofan	3,995.00	396.00	3,599.00	0.00	23/08/2005	0.00	0.00	0.00	0.00	0.00	0.00	0.00	DE 18.00%	71.28	3,670.28	3,995.00	324.72	
Hot Blue Seal 4 Burner	2,315.00	230.00	2,085.00	0.00	23/08/2005	0.00	0.00	0.00	0.00	0.00	0.00	0.00	DE 18.00%	41.40	2,126.40	2,315.00	188.60	
Kitchen Plant	5,618.00	403.00	5,215.00	0.00	01/04/1998	0.00	0.00	0.00	0.00	0.00	0.00	0.00	DE 10.00%	40.32	5,255.32	5,618.00	362.68	
Food Slicer	1,799.00	134.00	1,665.00	0.00	01/04/1998	0.00	0.00	0.00	0.00	0.00	0.00	0.00	DE 10.00%	13.44	1,678.44	1,799.00	120.56	
Serving Bowls	180.00	0.00	180.00	0.00	01/04/1998	0.00	0.00	0.00	0.00	0.00	0.00	0.00	DE 50.00%	0.00	180.00	180.00	0.00	
Roband & Dish Display	1,335.00	45.00	1,286.00	0.00	01/04/1998	0.00	0.00	0.00	0.00	0.00	0.00	0.00	DE 15.00%	7.32	1,293.32	1,335.00	41.68	
Chest Freezer	1,421.00	142.00	1,279.00	0.00	01/02/2003	0.00	0.00	0.00	0.00	0.00	0.00	0.00	DE 15.00%	21.36	1,300.36	1,421.00	120.64	
Robot 10Quart Mixer	1,239.00	112.00	1,127.00	0.00	01/05/2002	0.00	0.00	0.00	0.00	0.00	0.00	0.00	DE 15.00%	16.80	1,143.80	1,239.00	95.20	
Sink Bench	4,359.00	835.00	3,524.00	0.00	31/08/2009	0.00	0.00	0.00	0.00	0.00	0.00	0.00	DE 11.40%	95.16	3,619.16	4,359.00	739.84	
Chiller - Kitchen	2,667.00	181.00	2,486.00	0.00	01/12/1999	0.00	0.00	0.00	0.00	0.00	0.00	0.00	DE 14.40%	26.04	2,512.04	2,667.00	154.96	



These financial statements must be read in conjunction with the accompanying Notes

# Statement of Fixed Assets & Depreciation

## Mercury Bay Club Inc

For the Year Ended 31 March 2018

Asset Code	Opening Cost	Opening NBV	Opening Accum Depr	Additions	Date Acquired	Sale Price	Disposals	Accum on Disposals	Profit / Loss	Capital Gain	Revalu ation	Accum on Revalu	Depn Rate	Depn (YTD)	Acc Deprn	Closing Capital	Closing NBV	
<b>Kitchen Alterations</b>																		
KT113	19,949.00	2,081.00	17,868.00	0.00	30/11/2005	0.00	0.00	0.00	0.00	0.00	0.00	0.00	DE 18.00%	374.64	18,242.64	19,949.00	1,706.36	
<b>Hot cupboard/Bain Marie</b>																		
KT114	4,262.00	424.00	3,838.00	0.00	23/08/2005	0.00	0.00	0.00	0.00	0.00	0.00	0.00	DE 18.00%	76.32	3,914.32	4,262.00	347.68	
<b>Fume Hoods</b>																		
KT115	2,472.00	602.00	1,870.00	0.00	23/08/2005	0.00	0.00	0.00	0.00	0.00	0.00	0.00	DE 11.40%	68.64	1,938.64	2,472.00	533.36	
<b>Chargrill 600mm</b>																		
KT116	3,475.00	345.00	3,130.00	0.00	23/08/2005	0.00	(3,475.00)	(3,130.00)	(345.00)	0.00	0.00	0.00	DE 18.00%	0.00	0.00	0.00	0.00	
<b>Chiller Delta Horizon</b>																		
KT117	4,195.00	417.00	3,778.00	0.00	23/08/2005	0.00	0.00	0.00	0.00	0.00	0.00	0.00	DE 18.00%	75.12	3,853.12	4,195.00	341.88	
<b>Freezer Delta Horizon</b>																		
KT118	4,235.00	421.00	3,814.00	0.00	23/08/2005	0.00	0.00	0.00	0.00	0.00	0.00	0.00	DE 18.00%	75.84	3,889.84	4,235.00	345.16	
<b>Baine Marie</b>																		
KT119	2,009.00	330.00	1,679.00	0.00	23/10/2008	0.00	0.00	0.00	0.00	0.00	0.00	0.00	DE 19.20%	63.36	1,742.36	2,009.00	266.64	
<b>Microwave</b>																		
KT120	584.00	14.00	570.00	0.00	01/11/2008	0.00	0.00	0.00	0.00	0.00	0.00	0.00	DE 36.00%	5.04	575.04	584.00	8.96	
<b>Kitchen Utensils</b>																		
KT121	4,251.00	716.00	3,535.00	0.00	01/11/2008	0.00	0.00	0.00	0.00	0.00	0.00	0.00	DE 19.20%	137.52	3,672.52	4,251.00	578.48	
<b>Kitchen Utensils 2010</b>																		
KT122	7,550.00	1,372.00	6,178.00	0.00	30/04/2009	0.00	0.00	0.00	0.00	0.00	0.00	0.00	DE 19.20%	263.40	6,441.40	7,550.00	1,108.60	
<b>Food Processor 5200 Magimix</b>																		
KT123	687.00	29.00	658.00	0.00	11/03/2010	0.00	0.00	0.00	0.00	0.00	0.00	0.00	DE 36.00%	10.44	668.44	687.00	18.56	
<b>Kitchen utensils 2011</b>																		
KT124	6,156.00	2,133.00	4,023.00	0.00	31/03/2011	0.00	0.00	0.00	0.00	0.00	0.00	0.00	DE 16.00%	341.28	4,364.28	6,156.00	1,791.72	
<b>HD200 LPG Gas Califont</b>																		
KT125	2,028.00	724.00	1,304.00	0.00	30/05/2011	0.00	0.00	0.00	0.00	0.00	0.00	0.00	DE 16.00%	115.80	1,419.80	2,028.00	608.20	

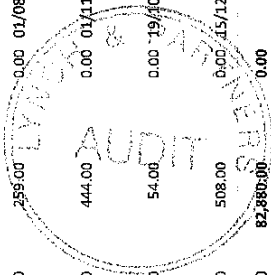
These financial statements must be read in conjunction with the accompanying Notes

# Statement of Fixed Assets & Depreciation

## Mercury Bay Club Inc

For the Year Ended 31 March 2018

Asset Code	Opening Cost	Opening NBV	Opening Accum Deprn	Additions	Date Acquired	Sale Price	Disposals	Accum on Disposals	Profit / Loss	Capital Gain	Revalu ation	Accum on Revalue	Deprn Rate	Deprn (YTD)	Acc Deprn	Closing Capital	Closing NBV	
<b>Kitchen Utensils 2012</b>																		
KT126	4,683.00	1,932.00	2,751.00	0.00	31/03/2012	0.00	0.00	0.00	0.00	0.00	0.00	0.00	DE 16.00%	309.12	3,060.12	4,683.00	1,622.88	
<b>Sharp Microwave</b>																		
KT127	848.00	29.00	819.00	0.00	16/05/2012	0.00	0.00	0.00	0.00	0.00	0.00	0.00	DE 50.00%	14.52	833.52	848.00	14.48	
<b>Waldorf Filmax</b>																		
KT128	3,370.00	1,763.00	1,607.00	0.00	31/08/2012	0.00	0.00	0.00	0.00	0.00	0.00	0.00	DE 13.00%	229.20	1,896.20	3,370.00	1,533.80	
<b>Blue Seal Range 900mm Gas</b>																		
KT129	7,000.00	5,253.00	1,747.00	0.00	04/08/2015	0.00	0.00	0.00	0.00	0.00	0.00	0.00	DE 16.00%	840.48	2,587.48	7,000.00	4,412.52	
<b>Aitken Electric Turbofan Oven</b>																		
KT130	3,895.00	3,636.00	259.00	0.00	01/08/2016	0.00	0.00	0.00	0.00	0.00	0.00	0.00	DE 10.00%	363.60	622.60	3,895.00	3,272.40	
<b>Electrolux Underbench Dishwasher</b>																		
KT131	5,364.00	4,920.00	444.00	0.00	01/11/2016	0.00	0.00	0.00	0.00	0.00	0.00	0.00	DE 20.00%	984.00	1,428.00	5,364.00	3,936.00	
<b>Rinse BenchmarkCW Swing arm</b>																		
KT132	544.00	490.00	54.00	0.00	19/10/2016	0.00	0.00	0.00	0.00	0.00	0.00	0.00	DE 20.00%	98.04	152.04	544.00	391.96	
<b>Restaurant Paging System</b>																		
KT133	3,834.00	3,326.00	508.00	0.00	15/12/2016	0.00	0.00	0.00	0.00	0.00	0.00	0.00	DE 40.00%	1,330.44	1,838.44	3,834.00	1,995.56	
<b>KT</b>	<b>116,319.00</b>	<b>33,439.00</b>	<b>82,880.00</b>	<b>0.00</b>		<b>0.00</b>	<b>(3,475.00)</b>	<b>(3,130.00)</b>	<b>(345.00)</b>	<b>0.00</b>	<b>0.00</b>	<b>0.00</b>		<b>6,109.92</b>	<b>85,859.92</b>	<b>112,844.00</b>	<b>26,984.08</b>	
<b>Land and Buildings</b>																		
<b>Land - 69 Cooks Drive</b>																		
LB100	11,650.00	11,650.00	0.00	0.00	01/04/1998	0.00	0.00	0.00	0.00	0.00	0.00	0.00	SL 0.00%	0.00	0.00	11,650.00	11,650.00	
<b>Land Revaluation - May 2016</b>																		
LB102	1,166,350.00	1,166,350.00	0.00	0.00	31/03/2006	0.00	0.00	0.00	0.00	0.00	672,000.00	0.00	SL 0.00%	0.00	0.00	1,838,350.00	1,838,350.00	
<b>Club Buildings - 69 Cooks Drive</b>																		
LB103	1,344,316.00	502,071.00	842,245.00	0.00	01/04/1998	0.00	0.00	0.00	0.00	0.00	0.00	0.00	SL 3.00%	40,329.48	882,574.48	1,344,316.00	451,741.52	



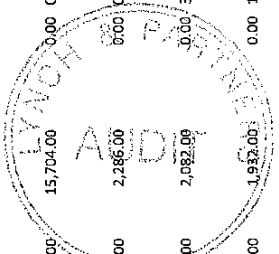
These financial statements must be read in conjunction with the accompanying Notes

# Statement of Fixed Assets & Depreciation

## Mercury Bay Club Inc

For the Year Ended 31 March 2018

Asset Code	Opening Cost	Opening NBV	Opening Accum Deprn	Additions	Date Acquired	Sale Price	Disposals	Accum on Disposals	Profit/Loss	Capital Gain	Revaluation	Accum on Revalue	Depn Rate	Depn (YTD)	Closing Acc Depn	Closing Capital	Closing NBV	
Club Buildings Revaluation - May 2016																		
LB104	591,015.00	678,477.00	12,538.00	0.00	31/03/2006	0.00	0.00	0.00	0.00	0.00	(627,748.08)	(13,551.54)	SL 0.16%	1,021.98	8.44	63,266.92	63,258.48	
Vinyl Flooring - front of Bar																		
LB105	4,228.00	0.00	4,228.00	0.00	13/10/2005	0.00	0.00	0.00	0.00	0.00	0.00	0.00	SL 21.60%	0.00	4,228.00	4,228.00	0.00	
Vinyl Flooring - Behind Bar																		
LB106	1,514.00	414.00	1,100.00	0.00	30/06/2011	0.00	0.00	0.00	0.00	0.00	0.00	0.00	DE 20.00%	82.80	1,182.80	1,514.00	331.20	
Carpet - Additions 1997-98																		
LB107	12,430.00	4.00	12,426.00	0.00	01/04/1998	0.00	0.00	0.00	0.00	0.00	0.00	0.00	DE 33.00%	1.32	12,427.32	12,450.00	2.68	
Carpet Additions 1998																		
LB108	15,711.00	7.00	15,704.00	0.00	01/04/1998	0.00	0.00	0.00	0.00	0.00	0.00	0.00	DE 33.00%	2.28	15,706.28	15,711.00	4.72	
Carpet Additions 2007																		
LB109	2,291.00	5.00	2,286.00	0.00	04/10/2007	0.00	0.00	0.00	0.00	0.00	0.00	0.00	DE 48.00%	2.40	2,288.40	2,291.00	2.60	
Canopy - roof over smoking area																		
LB110	2,664.00	582.00	2,082.00	0.00	30/09/2004	0.00	0.00	0.00	0.00	0.00	0.00	0.00	DE 11.40%	66.36	2,148.36	2,664.00	515.64	
Smoking area - Screening																		
LB111	1,932.00	0.00	1,932.00	0.00	18/05/2005	0.00	0.00	0.00	0.00	0.00	0.00	0.00	SL 11.40%	0.00	1,932.00	1,932.00	0.00	
Canopy glass - Restaurant																		
LB112	4,443.00	1,084.00	3,359.00	0.00	23/08/2005	0.00	0.00	0.00	0.00	0.00	0.00	0.00	DE 11.40%	123.60	3,482.60	4,443.00	960.40	
Garden Bar Fence																		
LB113	0.00	0.00	0.00	1,375.46	12/04/2017	0.00	0.00	0.00	0.00	0.00	0.00	0.00	DE 10.00%	126.06	126.06	1,375.46	1,249.40	
Playground																		
LB114	0.00	0.00	0.00	2,500.00	14/12/2017	0.00	0.00	0.00	0.00	0.00	0.00	0.00	DE 13.00%	81.24	81.24	2,500.00	2,418.76	
Pergola - timber																		
LB115	0.00	0.00	0.00	867.57	12/12/2017	0.00	0.00	0.00	0.00	0.00	0.00	0.00	DE 10.00%	21.69	21.69	867.57	845.88	
Pergola timber (2)																		
LB116	0.00	0.00	0.00	867.57	14/12/2017	0.00	0.00	0.00	0.00	0.00	0.00	0.00	DE 10.00%	21.69	21.69	867.57	845.88	



These financial statements must be read in conjunction with the accompanying Notes



# Statement of Fixed Assets & Depreciation

## Mercury Bay Club Inc

For the Year Ended 31 March 2018

Asset Code	Opening Cost	Opening NBV	Opening Accum Depr	Additions	Date Acquired	Sale Price	Disposals	Accum on Disposals	Profit / Loss	Capital Gain	Revalu ation	Accum on Revalue	Depr Rate	Depr (YTD)	Acc Depr	Closing Capital	Closing NBV		
<b>LB</b>	<b>3,258,544.00</b>	<b>2,360,644.00</b>	<b>897,900.00</b>	<b>5,610.60</b>		<b>0.00</b>	<b>0.00</b>	<b>0.00</b>	<b>0.00</b>	<b>0.00</b>	<b>44,251.92</b>	<b>(13,551.54)</b>		<b>41,880.90</b>	<b>926,229.36</b>	<b>3,308,406.52</b>	<b>2,382,177.16</b>		
<b>Office Equipment</b>																			
Office Desk Cocker Computer St																			
OE100	1,104.00	198.00	906.00	0.00	01/12/2000	0.00	(1,104.00)	(906.00)	(198.00)	0.00	0.00	0.00	DE 10.00%	0.00	0.00	0.00	0.00	0.00	
Entrance Desk																			
OE101	1,460.00	251.00	1,209.00	0.00	01/07/2000	0.00	0.00	0.00	0.00	0.00	0.00	0.00	DE 10.00%	25.08	1,234.08	1,460.00	225.92		
Sound system																			
OE102	10,986.00	27.00	10,959.00	0.00	01/12/2001	0.00	0.00	0.00	0.00	0.00	0.00	0.00	DE 33.00%	8.88	10,967.88	10,986.00	18.12		
Adobe Photoshop- Software																			
OE103	1,750.00	0.00	1,750.00	0.00	30/04/2003	0.00	0.00	0.00	0.00	0.00	0.00	0.00	DE 48.00%	0.00	1,750.00	1,750.00	0.00		
Computer Server																			
OE104	9,597.00	2.00	9,595.00	0.00	31/07/2003	0.00	0.00	0.00	0.00	0.00	0.00	0.00	DE 48.00%	0.96	9,595.96	9,597.00	1.04		
5x Customer Till Displays																			
OE105	2,350.00	2.00	2,348.00	0.00	31/07/2003	0.00	0.00	0.00	0.00	0.00	0.00	0.00	DE 39.60%	0.84	2,348.84	2,350.00	1.16		
Brother Labelmaker																			
OE106	244.00	0.00	244.00	0.00	24/07/2003	0.00	(244.00)	(244.00)	0.00	0.00	0.00	0.00	DE 39.60%	0.00	0.00	0.00	0.00		
4x Barcode scanners																			
OE107	3,240.00	3.00	3,237.00	0.00	31/07/2003	0.00	0.00	0.00	0.00	0.00	0.00	0.00	DE 39.60%	1.20	3,238.20	3,240.00	1.80		
Office Bench & Drawers																			
OE108	402.00	89.00	313.00	0.00	25/11/2004	0.00	0.00	0.00	0.00	0.00	0.00	0.00	DE 11.40%	10.20	323.20	402.00	78.80		
Office Furniture- Manager's Office																			
OE109	685.00	32.00	653.00	0.00	25/08/2004	0.00	0.00	0.00	0.00	0.00	0.00	0.00	DE 21.60%	6.96	659.96	685.00	25.04		
Computer Table																			
OE110	220.00	10.00	210.00	0.00	20/09/2004	0.00	0.00	0.00	0.00	0.00	0.00	0.00	DE 21.60%	2.16	212.16	220.00	7.84		

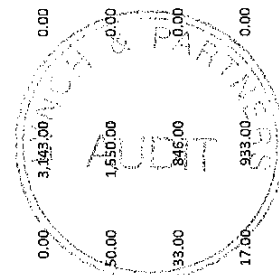
These financial statements must be read in conjunction with the accompanying Notes

# Statement of Fixed Assets & Depreciation

## Mercury Bay Club Inc

For the Year Ended 31 March 2018

Asset Code	Opening Cost	Opening NBV	Opening Accum Deprn	Additions	Date Acquired	Sale Price	Disposals	Accum on Disposals	Profit / Loss	Capital Gain	Revaluation	Accum on Revaluation	Depn Rate	Depn (YTD)	Closing Acc Deprn	Closing Capital	Closing NBV	
Office Furniture																		
OE111	1,069.00	96.00	973.00	0.00	04/02/2005	0.00	0.00	0.00	0.00	0.00	0.00	0.00	DE 18.00%	17.28	990.28	1,069.00	78.72	
Ace Payroll System																		
OE112	250.00	0.00	250.00	0.00	11/02/2005	0.00	0.00	0.00	0.00	0.00	0.00	0.00	DE 48.00%	0.00	250.00	250.00	0.00	
POS Software & installation																		
OE113	15,927.00	2.00	15,925.00	0.00	31/05/2007	0.00	0.00	0.00	0.00	0.00	0.00	0.00	DE 60.00%	1.20	15,926.20	15,927.00	0.80	
Quest VTL256M Terminal POS (6)																		
OE114	16,170.00	2.00	16,168.00	0.00	31/05/2007	0.00	0.00	0.00	0.00	0.00	0.00	0.00	DE 60.00%	1.20	16,169.20	16,170.00	0.80	
MYOB Accounting																		
OE115	3,143.00	0.00	3,143.00	0.00	31/05/2007	0.00	0.00	0.00	0.00	0.00	0.00	0.00	DE 60.00%	0.00	3,143.00	3,143.00	0.00	
Tellermat TV8100 Scale																		
OE116	1,600.00	50.00	1,550.00	0.00	11/06/2012	0.00	0.00	0.00	0.00	0.00	0.00	0.00	DE 30.00%	15.00	1,565.00	1,600.00	35.00	
Lenovo Think Centre																		
OE117	879.00	33.00	846.00	0.00	11/06/2012	0.00	0.00	0.00	0.00	0.00	0.00	0.00	DE 50.00%	16.56	862.56	879.00	16.44	
Quest LCD Display																		
OE118	950.00	17.00	933.00	0.00	20/10/2012	0.00	0.00	0.00	0.00	0.00	0.00	0.00	DE 60.00%	10.20	943.20	950.00	6.80	
HP Pavilion G550T																		
OE119	988.00	57.00	931.00	0.00	25/02/2013	0.00	0.00	0.00	0.00	0.00	0.00	0.00	DE 50.00%	28.56	959.56	988.00	28.44	
Think CentreM7ze																		
OE120	1,043.00	115.00	928.00	0.00	13/01/2014	0.00	0.00	0.00	0.00	0.00	0.00	0.00	DE 50.00%	57.48	985.48	1,043.00	57.52	
Quest Software																		
OE121	2,013.00	231.00	1,782.00	0.00	20/02/2014	0.00	0.00	0.00	0.00	0.00	0.00	0.00	DE 50.00%	115.44	1,897.44	2,013.00	115.56	
Managers Laptop																		
OE122	648.00	203.00	445.00	0.00	01/07/2015	0.00	0.00	0.00	0.00	0.00	0.00	0.00	DE 50.00%	101.52	546.52	648.00	101.48	
Fixed Asset Software																		
OE123	0.00	0.00	0.00	495.00	01/02/2018	0.00	0.00	0.00	0.00	0.00	0.00	0.00	DE 50.00%	41.24	41.24	495.00	453.76	



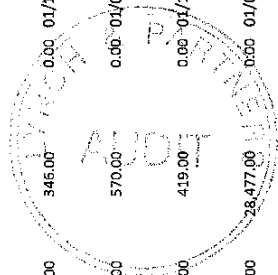
These financial statements must be read in conjunction with the accompanying Notes

# Statement of Fixed Assets & Depreciation

## Mercury Bay Club Inc

For the Year Ended 31 March 2018

Asset Code	Opening Cost	Opening NBV	Opening Accum Deprn	Additions	Date Acquired	Sale Price	Disposals	Accum on Disposals	Profit / Loss	Capital Gain	Revalu ation	Accum on Revalue	Deprn Rate	Deprn (YTD) Acc Deprn	Closing Capital	Closing NBV
<b>Addition to Fixed Asset Software</b>																
OE124	0.00	0.00	0.00	750.00	31/03/2018	0.00	0.00	0.00	0.00	0.00	0.00	0.00	DE 50.00%	31.25	750.00	718.75
<b>OE</b>	<b>76,718.00</b>	<b>1,420.00</b>	<b>75,298.00</b>	<b>1,245.00</b>		<b>0.00</b>	<b>(1,348.00)</b>	<b>(1,150.00)</b>	<b>(198.00)</b>	<b>0.00</b>	<b>0.00</b>	<b>0.00</b>		<b>493.21</b>	<b>76,615.00</b>	<b>1,973.79</b>
<b>Plant and Equipment</b>																
Boema Espresso Machine	2,250.00	331.00	1,919.00	0.00	01/11/2011	0.00	(2,250.00)	(1,919.00)	(331.00)	0.00	0.00	0.00	DE 30.00%	0.00	0.00	0.00
Panasonic Projector	10,273.00	267.00	10,006.00	0.00	31/05/2005	0.00	(10,273.00)	(10,006.00)	(267.00)	0.00	0.00	0.00	DE 26.40%	0.00	0.00	0.00
TV Equipment	367.00	21.00	346.00	0.00	01/10/2002	0.00	(367.00)	(346.00)	(21.00)	0.00	0.00	0.00	DE 18.00%	0.00	0.00	0.00
Counter	578.00	8.00	570.00	0.00	01/05/2000	0.00	0.00	0.00	0.00	0.00	0.00	0.00	DE 21.60%	1.68	578.00	6.32
Extractor fans x 2	510.00	91.00	419.00	0.00	01/11/2000	0.00	(510.00)	(419.00)	(91.00)	0.00	0.00	0.00	DE 10.00%	0.00	0.00	0.00
Plant and Equipment 1998	29,872.00	1,395.00	28,477.00	0.00	01/04/1998	0.00	0.00	0.00	0.00	0.00	0.00	0.00	DE 12.50%	174.36	29,872.00	1,220.64
Bar Flagon filler	1,963.00	74.00	1,889.00	0.00	01/04/1998	0.00	(1,963.00)	(1,889.00)	(74.00)	0.00	0.00	0.00	DE 12.50%	0.00	0.00	0.00
Safe	1,700.00	438.00	1,262.00	0.00	01/04/1998	0.00	0.00	0.00	0.00	0.00	0.00	0.00	DE 5.50%	24.12	1,700.00	413.88
Chiller-Bar	857.00	75.00	782.00	0.00	01/04/1998	0.00	0.00	0.00	0.00	0.00	0.00	0.00	DE 10.00%	7.56	857.00	67.44
Revaluation of Plant 5/94	42,065.00	5,983.00	36,082.00	0.00	01/04/1998	0.00	0.00	0.00	0.00	0.00	0.00	0.00	DE 15.00%	897.48	42,065.00	5,085.52



These financial statements must be read in conjunction with the accompanying Notes

# Statement of Fixed Assets & Depreciation

## Mercury Bay Club Inc

For the Year Ended 31 March 2018

Asset Code	Opening Cost	Opening NBV	Opening Accum Deprn	Additions	Date Acquired	Sale Price	Disposals	Accum on Disposals	Profit / Loss	Capital Gain	Revalu ation	Accum on Revalue	Depn Rate	Depn (YTD) Acc Deprn	Closing Capital	Closing NBV	
FOB Bulk Line Detector																	
PE106	869.00	60.00	809.00	0.00	01/04/1998	0.00	0.00	0.00	0.00	0.00	0.00	0.00	DE 12.00%	7.20	816.20	869.00	52.80
Link Max 700 Terminal																	
PE107	750.00	51.00	699.00	0.00	01/04/1998	0.00	(750.00)	(699.00)	(51.00)	0.00	0.00	0.00	DE 12.00%	0.00	0.00	0.00	0.00
Coolroom/Platform																	
PE109	1,123.00	117.00	1,006.00	0.00	01/04/1998	0.00	0.00	0.00	0.00	0.00	0.00	0.00	DE 10.00%	11.76	1,017.76	1,123.00	105.24
Additions Other-1998																	
PE110	6,675.00	583.00	6,092.00	0.00	01/04/1998	0.00	0.00	0.00	0.00	0.00	0.00	0.00	DE 12.00%	69.96	6,161.96	6,675.00	513.04
Alarm System																	
PE111	3,780.00	142.00	3,638.00	0.00	01/07/2002	0.00	0.00	0.00	0.00	0.00	0.00	0.00	DE 20.00%	28.44	3,666.44	3,780.00	113.56
Heater																	
PE112	324.00	18.00	306.00	0.00	01/10/2002	0.00	0.00	0.00	0.00	0.00	0.00	0.00	DE 18.00%	3.24	309.24	324.00	14.76
Fire Extinguisher																	
PE113	570.00	24.00	546.00	0.00	01/02/2003	0.00	0.00	0.00	0.00	0.00	0.00	0.00	DE 20.00%	4.80	550.80	570.00	19.20
Bar Starline Glasswasher																	
PE114	3,413.00	51.00	3,362.00	0.00	30/04/2003	0.00	0.00	0.00	0.00	0.00	0.00	0.00	DE 26.40%	13.44	3,375.44	3,413.00	37.56
Cupboard Safe																	
PE115	338.00	90.00	248.00	0.00	30/04/2003	0.00	0.00	0.00	0.00	0.00	0.00	0.00	DE 9.00%	8.16	256.16	338.00	81.84
Bistro Plate 2003																	
PE116	410.00	29.00	381.00	0.00	31/10/2003	0.00	(410.00)	(381.00)	(29.00)	0.00	0.00	0.00	DE 18.00%	0.00	0.00	0.00	0.00
2 Hand Glass Chiller																	
PE117	1,000.00	75.00	925.00	0.00	31/03/2004	0.00	(1,000.00)	(925.00)	(75.00)	0.00	0.00	0.00	DE 18.00%	0.00	0.00	0.00	0.00
Glycol Unit																	
PE118	4,050.00	284.00	3,766.00	0.00	30/11/2003	0.00	0.00	0.00	0.00	0.00	0.00	0.00	DE 18.00%	51.12	3,817.12	4,050.00	232.88
CP Coin Scales																	
PE119	1,500.00	25.00	1,475.00	0.00	30/11/2003	0.00	0.00	0.00	0.00	0.00	0.00	0.00	DE 25.40%	6.60	1,481.60	1,500.00	18.40

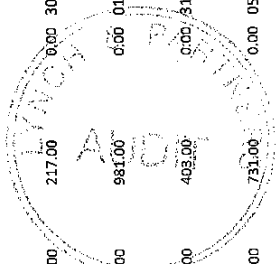
These financial statements must be read in conjunction with the accompanying Notes

# Statement of Fixed Assets & Depreciation

## Mercury Bay Club Inc

For the Year Ended 31 March 2018

Asset Code	Opening Cost	Opening NBV	Opening Accum Deprn	Additions	Date Acquired	Sale Price	Disposals	Accum on Disposals	Profit / Loss	Capital Gain	Revalu ation	Accum on Revalu	Deprn Rate	Deprn (YTD) Acc Deprn	Closing Capital	Closing NBV	
Coin Counter																	
PE120	755.00	13.00	742.00	0.00	31/12/2003	0.00	0.00	0.00	0.00	0.00	0.00	0.00	DE 26.40%	3.48	745.48	755.00	9.52
2 Tap Beer System																	
PE121	1,223.00	98.00	1,125.00	0.00	31/07/2004	0.00	0.00	0.00	0.00	0.00	0.00	0.00	DE 18.00%	17.64	1,142.64	1,223.00	80.36
8x Dart Board Cabinet																	
PE122	1,700.00	235.00	1,465.00	0.00	31/07/2004	0.00	(637.50)	(545.85)	(235.00)	0.00	0.00	0.00	DE 14.40%	17.90	937.05	1,062.50	125.45
Micro Wireless Transmitter																	
PE123	455.00	3.00	452.00	0.00	08/10/2004	0.00	0.00	0.00	0.00	0.00	0.00	0.00	DE 33.00%	0.96	452.96	455.00	2.04
Headset Microphone																	
PE124	218.00	1.00	217.00	0.00	30/10/2004	0.00	0.00	0.00	0.00	0.00	0.00	0.00	DE 33.00%	0.36	217.36	218.00	0.64
Electronic Security - Garden Bar																	
PE125	1,034.00	53.00	981.00	0.00	01/01/2005	0.00	(1,034.00)	(981.00)	(53.00)	0.00	0.00	0.00	DE 21.60%	0.00	0.00	0.00	0.00
PVC Drum Patio Heater																	
PE126	404.00	1.00	403.00	0.00	31/05/2005	0.00	0.00	0.00	0.00	0.00	0.00	0.00	DE 39.60%	0.36	403.36	404.00	0.64
Yamaha 5D DVD/Cd Player																	
PE127	733.00	2.00	731.00	0.00	05/07/2005	0.00	0.00	0.00	0.00	0.00	0.00	0.00	DE 39.60%	0.84	731.84	733.00	1.16
Canvas																	
PE128	335.00	82.00	253.00	0.00	12/09/2005	0.00	(335.00)	(253.00)	(82.00)	0.00	0.00	0.00	DE 11.40%	0.00	0.00	0.00	0.00
Airconditioner Office & Games Room																	
PE129	5,694.00	357.00	5,337.00	0.00	18/11/2005	0.00	0.00	0.00	0.00	0.00	0.00	0.00	DE 21.60%	77.16	5,414.16	5,694.00	279.84
2x Rubber Mats																	
PE130	930.00	60.00	870.00	0.00	06/12/2005	0.00	0.00	0.00	0.00	0.00	0.00	0.00	DE 21.60%	12.96	882.96	930.00	47.04
Air Conditioner in Bar																	
PE131	2,293.00	582.00	1,711.00	0.00	22/12/2005	0.00	0.00	0.00	0.00	0.00	0.00	0.00	DE 11.40%	66.36	1,777.36	2,293.00	515.64
Condensing Unit																	
PE132	4,572.00	492.00	4,080.00	0.00	28/03/2006	0.00	0.00	0.00	0.00	0.00	0.00	0.00	DE 18.00%	88.56	4,168.56	4,572.00	403.44



These financial statements must be read in conjunction with the accompanying Notes

# Statement of Fixed Assets & Depreciation

## Mercury Bay Club Inc

For the Year Ended 31 March 2018

Asset Code	Opening Cost	Opening NBV	Opening Accum Deprn	Additions	Date Acquired	Sale Price	Disposals	Accum on Disposals	Profit / Loss	Capital Gain	Revalu ation	Deprn Rate	Deprn (YTD) Acc Depn	Closing Capital	Closing NBV	
Fridge Backloadef-Skope TME1000																
PE133	4,000.00	444.00	3,556.00	0.00	10/03/2006	0.00	0.00	0.00	0.00	0.00	0.00	DE 18.00%	79.92	3,635.92	4,000.00	364.08
Compressor 134A 1/5hp																
PE134	729.00	80.00	649.00	0.00	01/02/2006	0.00	0.00	0.00	0.00	0.00	0.00	DE 18.00%	14.40	663.40	729.00	65.60
UPS units																
PE135	390.00	3.00	387.00	0.00	26/06/2006	0.00	(390.00)	(387.00)	(3.00)	0.00	0.00	DE 36.00%	0.00	0.00	0.00	0.00
Cash Drawer																
PE136	498.00	0.00	498.00	0.00	14/07/2006	0.00	0.00	0.00	0.00	0.00	0.00	DE 48.00%	0.00	498.00	498.00	0.00
Upgrade Coin meter																
PE137	1,175.00	24.00	1,151.00	0.00	01/05/2006	0.00	0.00	0.00	0.00	0.00	0.00	DE 30.00%	7.20	1,158.20	1,175.00	16.80
Teac 32in LCD Panel																
PE138	1,676.00	2.00	1,674.00	0.00	12/01/2007	0.00	0.00	0.00	0.00	0.00	0.00	DE 48.00%	0.96	1,674.96	1,676.00	1.04
Multiscreen Communication System																
PE139	12,200.00	784.00	11,416.00	0.00	11/04/2007	0.00	(12,200.00)	(11,416.00)	(784.00)	0.00	0.00	DE 24.00%	0.00	0.00	0.00	0.00
Toilet Fans																
PE140	1,401.00	95.00	1,306.00	0.00	17/06/2007	0.00	0.00	0.00	0.00	0.00	0.00	DE 24.00%	22.80	1,328.80	1,401.00	72.20
GM Glass Washer																
PE141	2,750.00	89.00	2,661.00	0.00	06/08/2007	0.00	0.00	0.00	0.00	0.00	0.00	DE 30.00%	26.76	2,687.76	2,750.00	62.24
Scraprib Mat																
PE142	618.00	2.00	616.00	0.00	23/10/2007	0.00	0.00	0.00	0.00	0.00	0.00	DE 48.00%	0.96	616.96	618.00	1.04
Security System																
PE143	3,074.00	597.00	2,477.00	0.00	18/07/2008	0.00	0.00	0.00	0.00	0.00	0.00	DE 24.00%	143.28	2,620.28	3,074.00	453.72
Water Blaster																
PE144	450.00	37.00	413.00	0.00	22/04/2010	0.00	0.00	0.00	0.00	0.00	0.00	DE 30.00%	11.16	424.16	450.00	25.84
Alloy Light Bar																
PE145	685.00	168.00	517.00	0.00	29/12/2010	0.00	0.00	0.00	0.00	0.00	0.00	DE 20.00%	33.60	550.60	685.00	134.40


These financial statements must be read in conjunction with the accompanying Notes

# Statement of Fixed Assets & Depreciation

## Mercury Bay Club Inc

For the Year Ended 31 March 2018

Asset Code	Opening Cost	Opening NBV	Opening Accum Deprn	Additions	Date Acquired	Sale Price	Disposals	Accum on Disposals	Profit / Loss	Capital Gain	Revaluation	Accum on Revaluation	Depn Rate	Depn (YTD)	Closing Acc Deprn	Closing Capital	Closing NBV		
Television																			
PE146	722.00	32.00	690.00	0.00	23/02/2011	0.00	(722.00)	(690.00)	(32.00)	0.00	0.00	0.00	DE 40.00%	0.00	0.00	0.00	0.00	0.00	
Ice Making Machine																			
PE147	3,271.00	1,167.00	2,104.00	0.00	18/05/2011	0.00	0.00	0.00	0.00	0.00	0.00	0.00	DE 16.00%	186.72	2,290.72	3,271.00	980.28		
3 TVs for Bar																			
PE148	1,302.00	85.00	1,217.00	0.00	16/11/2011	0.00	0.00	0.00	0.00	0.00	0.00	0.00	DE 40.00%	33.96	1,250.96	1,302.00	51.04		
TV-Garden Area																			
PE149	695.00	50.00	645.00	0.00	28/02/2012	0.00	0.00	0.00	0.00	0.00	0.00	0.00	DE 40.00%	20.04	665.04	695.00	29.96		
Outdoor Heater RAD																			
PE150	885.00	73.00	812.00	0.00	24/05/2012	0.00	0.00	0.00	0.00	0.00	0.00	0.00	DE 40.00%	29.16	841.16	885.00	43.84		
Coming Events Sign																			
PE151	1,789.00	1,075.00	714.00	0.00	19/06/2012	0.00	0.00	0.00	0.00	0.00	0.00	0.00	DE 10.00%	107.52	821.52	1,789.00	967.48		
Container (shared with RSA)																			
PE152	630.00	385.00	245.00	0.00	15/08/2012	0.00	0.00	0.00	0.00	0.00	0.00	0.00	DE 10.00%	38.52	283.52	630.00	346.48		
Bar Tab System																			
PE153	30,000.00	11,898.00	18,062.00	0.00	01/08/2012	0.00	0.00	0.00	0.00	0.00	0.00	0.00	DE 18.00%	2,148.84	20,210.84	30,000.00	9,789.16		
Heater(4)																			
PE154	2,556.00	386.00	2,170.00	0.00	27/07/2013	0.00	(1,917.00)	(1,621.06)	(386.00)	0.00	0.00	0.00	DE 40.00%	38.60	587.54	639.00	51.46		
LG 50"TV & mounting Bracket																			
PE155	759.00	237.00	522.00	0.00	01/12/2014	0.00	0.00	0.00	0.00	0.00	0.00	0.00	DE 40.00%	94.80	616.80	759.00	142.20		
Security System																			
PE156	8,845.00	5,897.00	2,948.00	0.00	01/06/2015	0.00	0.00	0.00	0.00	0.00	0.00	0.00	DE 20.00%	1,179.36	4,127.36	8,845.00	4,717.64		
Microphones-Audio																			
PE157	1,228.00	515.00	713.00	0.00	01/07/2015	0.00	0.00	0.00	0.00	0.00	0.00	0.00	DE 40.00%	206.04	919.04	1,228.00	308.96		
F&P 8kg washing machine																			
PE158	1,169.00	974.00	195.00	0.00	01/08/2016	0.00	0.00	0.00	0.00	0.00	0.00	0.00	DE 25.00%	243.48	438.48	1,169.00	730.52		



These financial statements must be read in conjunction with the accompanying Notes

# Statement of Fixed Assets & Depreciation

## Mercury Bay Club Inc

For the Year Ended 31 March 2018

Asset Code	Opening Cost	Opening NBV	Opening Accum Depn	Additions	Date Acquired	Sale Price	Disposals	Accum on Disposals	Profit / Loss	Capital Gain	Revalu ation	Accum on Revalu ation	Depn Rate	Depn (YTD) Acc Deprn	Closing Capital	Closing NBV
F&P 5kg Dryer																
PE159	562.00	468.00	94.00	0.00	01/08/2016	0.00	0.00	0.00	0.00	0.00	0.00	0.00	DE 25.00%	117.00	562.00	351.00
Panasdnic 65in LED Smart TV																
PE160	2,165.00	1,515.00	650.00	0.00	01/07/2016	0.00	0.00	0.00	0.00	0.00	0.00	0.00	DE 40.00%	606.00	2,165.00	909.00
Dorma Sliding Door																
PE161	4,990.00	4,660.00	330.00	0.00	01/11/2016	0.00	0.00	0.00	0.00	0.00	0.00	0.00	DE 16.00%	745.56	4,990.00	3,914.44
Skopec Fridge Unit																
PE162	1,700.00	1,595.00	105.00	0.00	11/01/2017	0.00	0.00	0.00	0.00	0.00	0.00	0.00	DE 25.00%	398.76	1,700.00	1,196.24
Chiller - Bar																
PE163	13,584.00	1,184.00	12,400.00	0.00	01/04/1998	0.00	0.00	0.00	0.00	0.00	0.00	0.00	DE 12.00%	142.08	13,584.00	1,041.92
Chiller Equipment																
PE164	10,934.00	5.00	10,929.00	0.00	01/04/1998	0.00	0.00	0.00	0.00	0.00	0.00	0.00	DE 33.00%	1.68	10,934.00	3.32
Monitored smoke detectors																
PE165	0.00	0.00	0.00	1,990.87	06/06/2017	0.00	0.00	0.00	0.00	0.00	0.00	0.00	DE 10.00%	104.67	1,990.87	1,290.33
Projector																
PE166	0.00	0.00	0.00	1,990.87	29/06/2017	0.00	0.00	0.00	0.00	0.00	0.00	0.00	DE 25.00%	373.32	1,990.87	1,617.55
Multi Screen computer/software																
PE167	0.00	0.00	0.00	12,872.82	27/07/2017	0.00	0.00	0.00	0.00	0.00	0.00	0.00	DE 50.00%	4,290.96	12,872.82	8,581.86
Sound System for projector																
PE168	0.00	0.00	0.00	1,154.51	28/09/2017	0.00	0.00	0.00	0.00	0.00	0.00	0.00	DE 40.00%	230.88	1,154.51	923.63
<b>PE</b>	<b>253,015.00</b>	<b>46,777.00</b>	<b>206,238.00</b>	<b>17,413.20</b>		<b>0.00</b>	<b>(34,758.50)</b>	<b>(32,477.91)</b>	<b>(2,514.00)</b>	<b>0.00</b>	<b>0.00</b>	<b>0.00</b>		<b>13,275.49</b>	<b>235,669.70</b>	<b>48,634.12</b>
<b>Vehicles</b>																
Nissan Presae 2005																
VH101	9,130.00	3,919.00	5,211.00	0.00	01/11/2014	0.00	0.00	0.00	0.00	0.00	0.00	0.00	DE 30.00%	1,175.76	9,130.00	2,743.24



These financial statements must be read in conjunction with the accompanying Notes



# Statement of Fixed Assets & Depreciation

## Mercury Bay Club Inc

For the Year Ended 31 March 2018

Asset Code	Opening Cost	Opening NBV	Opening Accum Depn	Additions	Date Acquired	Sale Price	Disposals	Accum on Disposals	Profit / Loss	Capital Gain	Revalu ation	Accum on Revalue	Depn Rate	Depn (YTD)	Closing Acc Depn	Closing Capital	Closing NBV
VH	9,130.00	3,919.00	5,211.00	0.00		0.00	0.00	0.00	0.00	0.00	0.00	0.00		1,175.76	6,386.76	9,130.00	2,743.24
M B CLUB	4,263,518.00	2,572,397.00	1,691,121.00	24,268.80		0.00	(40,303.50)	(37,315.91)	(3,221.00)	0.00	44,251.92	(13,551.54)		98,130.52	1,738,384.07	4,291,735.22	2,553,351.15
<b>Grand Total:</b>	<b>4,263,518.00</b>	<b>2,572,397.00</b>	<b>1,691,121.00</b>	<b>24,268.80</b>		<b>0.00</b>	<b>(40,303.50)</b>	<b>(37,315.91)</b>	<b>(3,221.00)</b>	<b>0.00</b>	<b>44,251.92</b>	<b>(13,551.54)</b>		<b>98,130.52</b>	<b>1,738,384.07</b>	<b>4,291,735.22</b>	<b>2,553,351.15</b>



These financial statements must be read in conjunction with the accompanying Notes

**MERCURY BAY CLUB INCORPORATED**  
**Notes to the Financial Statements**  
**For the Year Ending 31 March 2018**

**Statement of Accounting Policies**

**Accounting Entity**

These financial statements are for Mercury Bay Club (Inc). They have been presented in accordance with applicable financial reporting standards.

**Generally Accepted Accounting Practice**

The financial statements have been prepared in accordance with Generally Accepted Accounting Practice.

**Measurement Base**

The measurement base applied is historical cost, except where certain fixed assets have been revalued. Accrual accounting is used to match expenses and revenues and reliance is placed on the fact that the business is a going concern.

The financial statements are prepared in NZ dollars.

**Accounts Receivable**

Accounts Receivable are stated at their anticipated realisable value. Bad debts are written off during the year as they are identified with appropriate adjustments being made as at balance date for any doubtful debts that may exist.

**Inventories**

Inventories are stated at the lower of the cost (determined on a first-in first-out basis) and a net realisable value.

**Fixed Assets**

Fixed Assets are stated at cost except for land and buildings which are at valuation less aggregate depreciation and are as recorded on the schedule of fixed assets that form part of these financial statements. Any asset leased by the entity that incorporate rights of ownership for the entity in the future, has been incorporated into the Schedule of Fixed Assets, with a corresponding liability for future lease payments being incorporated as a liability in the financial statements. Otherwise lease payments that do not confer such rights of ownership are included in the determination of operating profits in equal instalments over the term of the lease.

Land and buildings are valued as per valuation dated 4 April 2018 by Townshend Cullen, Registered Valuers.

69 Cook Drive, Whitianga

\$2,375,000

**Depreciation**

Depreciation has been calculated using the rates provided for taxation purposes in the Income Tax Act 2007. The particular rates and method of depreciation applied are as recorded on the Schedule of Fixed Assets that form part of these financial statements. No depreciation has been provided on the revalued portion of buildings. This is a departure from



**MERCURY BAY CLUB INCORPORATED**  
**Notes to the Financial Statements**  
**For the Year Ending 31 March 2018**

FRS3. However, it is not considered that the departure has a material effect on the net surplus for the year or the Statement of Financial position.

**Goods and Services Tax (GST)**

The financial statements have been prepared on a GST exclusive basis where all items in the Revenue Accounts, together with Inventories and Fixed Assets have been recorded exclusive of GST. Accounts Receivable and Accounts Payable are recorded in the Statement of Financial Position Inclusive of GST. GST owing to or by the entity at balance date, as recorded in the Statement of Financial Position, has been determined on an accrual basis.

**Changes in Accounting Policies**

There have been no changes in Accounting Policies. All policies have been applied on bases consistent with those used in previous years.

**Operating Revenue**

Operating revenue represents revenue earned from the sale of the entity's products and services, net of any credits allowed.

	2018 \$	2017 \$
Total Operating Revenue:	1,454,206	1,398,857

**Liabilities - Loans**

	2018 \$	2017 \$
<b>Current Liabilities</b>		
BNZ Revolving Credit	5,783	18,531
RSA - Whitianga Loan	10,000	10,000
EFL Loan	16,588	39,415
	32,371	67,946
<b>Term Liabilities</b>		
FlexiGroup Loan	2,219	3,360
Member Debenture at 6%	3,985	5,807
BNZ Main Loan at 5.9% due Nov 2028	423,960	451,707
BNZ Gaming Loan at 6.3% due Dec 2020	56,871	64,076
BNZ Business Loan at 6.7% due on Dec 2021	54,627	59,393
	541,662	584,343
<b>Total Liabilities - Loans</b>	<b>574,033</b>	<b>652,289</b>

**Bank Revolving Credit Facility and Term Loans**

The BNZ Revolving Credit Facility and the Term Loans are secured over Land and Buildings.

**MERCURY BAY CLUB INCORPORATED**  
**Notes to the Financial Statements**  
**For the Year Ending 31 March 2018**

<b>Authorised Purpose Expenses</b>	<b>2018</b>	<b>2017</b>
	<b>\$</b>	<b>\$</b>
Accounting/Audit	2,939	785
Advertising	13,891	9,431
Capitation Fees (Club NZ Fees)	5,636	4,556
Computer Expenses	3,769	2,192
Electricity	7,359	6,948
Grants	1,664	9,097
Interest	32,529	29,251
Insurance	15,432	13,733
Membership	3,596	2,744
Subscriptions, Printing and Stationery	4,515	3,276
Rates	12,523	10,458
Repair and Maintenance	16,122	12,637
Security	1,410	1,744
Sky Television	11,183	10,658
Telephones	5,378	5,048
Travel	0	600
Piped Music	947	0
Wages - Repair & Maintenance	5,325	4,023
Wages - Honorarium	1,571	1,475
<b>Total Authorised Expenses</b>	<b>145,787</b>	<b>128,654</b>

**Related Party Transactions**

Lynn Forrest has the cleaning contract for the Mercury Bay Club and she also a Committee Member. The contract was awarded through an open tender.

Graeme Matthews holds the position of Treasurer for the Club while his company, Associated Business Services provides selected accounting services to the Club. The services were provided on a normal commercial basis.

**Capital Expenditure Commitments**

There are no forward commitments for capital expenditure. (2017: \$Nil)

**Subsequent Events**

There were no subsequent events. (2017: \$Nil)

**Contingent Liabilities**

There were no known contingent liabilities at balance date. There is a guarantee in favour of New Zealand Racing Board of \$5,000. (2017: \$5,000)

**MERCURY BAY CLUB INCORPORATED**  
**Notes to the Financial Statements**  
**For the Year Ending 31 March 2018**

**Committee meetings Attendance – 1 July 2017 to 30 April 2018**

Number of Committee Meetings: 10

**Attendance:**

Murray Seymour:	9
Bob Forrest:	9
Peter Berry:	8
Graeme Matthews:	10
Stephen Andrew:	10
Lynn Forrest:	9
Shirley Cawley:	6
Linda Fraser:	8
Jenny Robertson	8
Beverley Morrell:	9